

1. I have been told about the study and I know why it is being done and what to do. I know that I do not have to do it if I do not want to. If I have questions I can ask my teacher. I know that I can stop at any time.		
	Response Percent	Response Count
I understand and will begin the survey.	100.0%	14
I would rather not do it.	0.0%	0
answered question		14
skipped question		0

2. Where do you go to school?




	Response Percent	Response Count
IS 53	0.0%	0
IS 109	0.0%	0
IS 137	0.0%	0
IS 192	0.0%	0
IS 210	0.0%	0
IS 226	0.0%	0
IS 238	0.0%	0
MS 202	0.0%	0
PS 42	0.0%	0
PS 197	0.0%	0
PS 223	0.0%	0
PS/IS 116	0.0%	0
PS/IS 225	0.0%	0
Al-Ihsan Academy	0.0%	0
August Martin HS	0.0%	0
Beach Channel HS	0.0%	0
Business Computer Application HS	0.0%	0
Christ Lutheran School	0.0%	0
Devine Mercy Catholic Academy Elementary and Middle School	0.0%	0
Far Rockaway HS	0.0%	0
Grace Lutheran Day School	0.0%	0
John Adams HS	0.0%	0
Richmond Hill HS	0.0%	0
St. Francis De Sales School	0.0%	0

St. Joachim and Anne	0.0%	0
St. Joseph's Parish Day	0.0%	0
St. Rose of Lima School	100.0%	14
Other	0.0%	0
other school (please specify)		0
answered question		14
skipped question		0




3. What grade are you in?		
	Response Percent	Response Count
3	100.0%	14
4	0.0%	0
5	0.0%	0
answered question		14
skipped question		0

4. How often do you use your computer at home for homework?		
	Response Percent	Response Count
I don't have a computer at home	7.7%	1
I don't use my home computer for homework	53.8%	7
A few times a year	7.7%	1
About once a month	0.0%	0
About once a week	15.4%	2
Almost every night	15.4%	2
answered question		13
skipped question		1



5. Compared to last year, this year my teachers are using computers...

	Response Percent	Response Count
less 	15.4%	2
about the same amount 	30.8%	4
more 	53.8%	7
<i>answered question</i>		13
<i>skipped question</i>		1



6. Compared to last year, this year students in my grade are using computers...

	Response Percent	Response Count
less 	7.7%	1
about the same amount 	30.8%	4
more 	61.5%	8
<i>answered question</i>		13
<i>skipped question</i>		1



7. During this school year, how much time per week did you spend using computers in your class(es)?

	Response Percent	Response Count
Not at all 	7.7%	1
Once a week 	92.3%	12
2 times a week	0.0%	0
3 or 4 times a week	0.0%	0
Every day	0.0%	0
<i>answered question</i>		13
<i>skipped question</i>		1


8. During this school year, I typed up reports and assignments.

	Response Percent	Response Count
Yes 	83.3%	10
No 	16.7%	2
<i>answered question</i>		12
<i>skipped question</i>		2

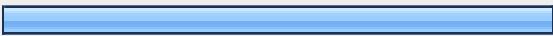

9. During this school year, I made spreadsheets and graphs.

	Response Percent	Response Count
Yes 	83.3%	10
No 	16.7%	2
<i>answered question</i>		12
<i>skipped question</i>		2


10. During this school year, I used blogs to communicate with other students and teachers

	Response Percent	Response Count
Yes	0.0%	0
No 	100.0%	12
<i>answered question</i>		12
<i>skipped question</i>		2

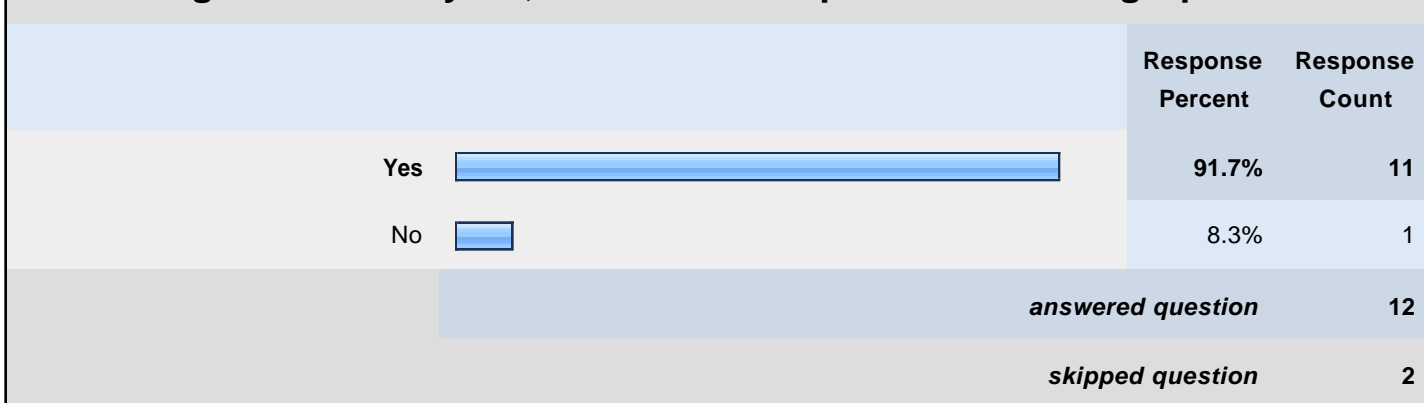
11. During this school year, I did research on the Internet for a report or assignment.

	Response Percent	Response Count
Yes 	83.3%	10
No 	16.7%	2
<i>answered question</i>		12
<i>skipped question</i>		2

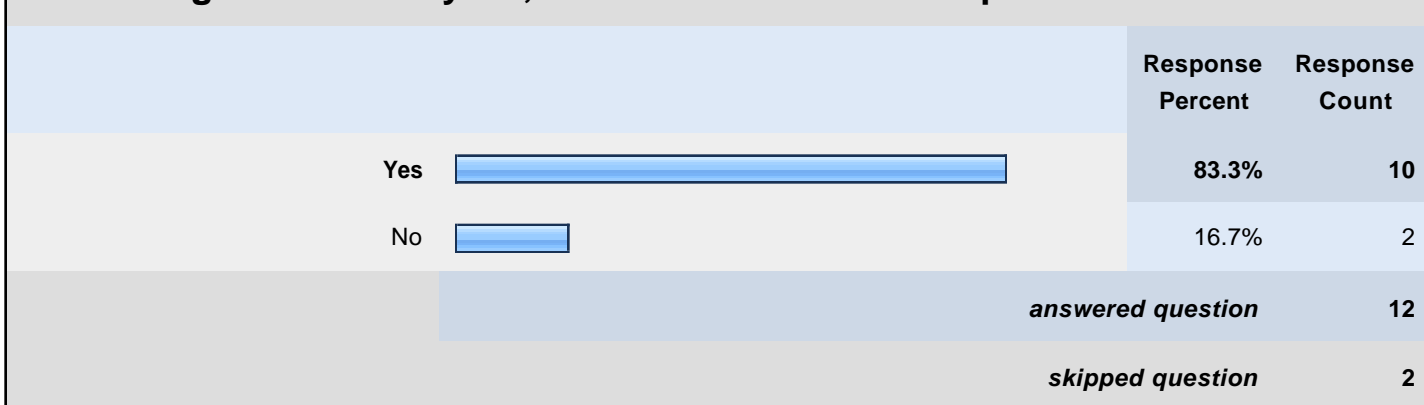
12. During this school year, I made a PowerPoint presentation.

	Response Percent	Response Count
Yes 	100.0%	12
No	0.0%	0
<i>answered question</i>		12
<i>skipped question</i>		2

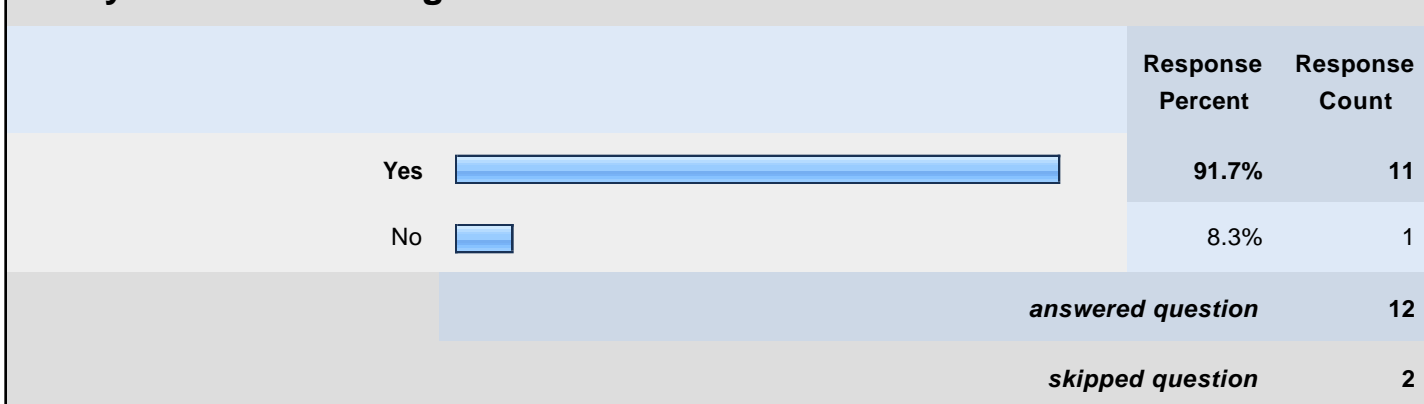
13. During this school year, I used the computer to make a graphic novel.





14. During this school year, I took a test on the computer.





15. During this school year, I used a computer program to improve my study skills or learning skills.




16. During this school year, I made or listened to a podcast.

	Response Percent	Response Count
Yes 	8.3%	1
No 	91.7%	11
<i>answered question</i>		12
<i>skipped question</i>		2


17. During this school year, I made or edited a webpage or worked in a web environment, like a wikispace.

	Response Percent	Response Count
Yes 	8.3%	1
No 	91.7%	11
<i>answered question</i>		12
<i>skipped question</i>		2


18. This school year, I collected data using equipment that go with the computer, like probes or PDAs.

	Response Percent	Response Count
Yes	0.0%	0
No 	100.0%	12
<i>answered question</i>		12
<i>skipped question</i>		2

19. This school year, I made or edited a video or movie.

	Response Percent	Response Count
Yes	0.0%	0
No 	100.0%	12
<i>answered question</i>		12
<i>skipped question</i>		2

20. During the past school year, I created or contributed to a web-based map or timeline.

	Response Percent	Response Count
Yes	0.0%	0
No 	100.0%	12
<i>answered question</i>		12
<i>skipped question</i>		2

21. In which subjects do you use technology. (Check all that apply)

		Response Percent	Response Count
Math	<input checked="" type="checkbox"/>	91.7%	11
Sciences	<input checked="" type="checkbox"/>	91.7%	11
English Language Arts	<input checked="" type="checkbox"/>	75.0%	9
Social Studies	<input checked="" type="checkbox"/>	83.3%	10
Art	<input type="checkbox"/>	0.0%	0
Music	<input type="checkbox"/>	0.0%	0
Physical Education/Gym	<input type="checkbox"/>	0.0%	0
ESL or ELL	<input type="checkbox"/>	8.3%	1
Computer Class	<input checked="" type="checkbox"/>	91.7%	11
Multi-Media	<input type="checkbox"/>	8.3%	1
None of the Above	<input type="checkbox"/>	0.0%	0
Other (please specify)			0
answered question			12
skipped question			2

22. Do you know how to use the following equipment, applications or web sites?

	Yes	No	Response Count
Digital camera or video	76.9% (10)	23.1% (3)	13
Audacity or GarageBand	7.7% (1)	92.3% (12)	13
iMovie or Movie Maker	7.7% (1)	92.3% (12)	13
Wikispaces	84.6% (11)	15.4% (2)	13
Teacher/Classroom Blogs	0.0% (0)	100.0% (13)	13
Comic Life	100.0% (13)	0.0% (0)	13
	<i>answered question</i>		13
	<i>skipped question</i>		1

23. How much do you agree with these statements?

	I agree	I'm not sure	I disagree	Rating Average	Response Count
I am able to learn more when I use computers in my school.	75.0% (9)	8.3% (1)	16.7% (2)	1.42	12
I work harder on my assignments when I am using a computer.	50.0% (6)	41.7% (5)	8.3% (1)	1.58	12
I would be a better student if I got to use technology more in school.	91.7% (11)	8.3% (1)	0.0% (0)	1.08	12
Teachers in this school know a lot about how to use computers to help students learn more.	100.0% (12)	0.0% (0)	0.0% (0)	1.00	12
There are enough computers in my school for students to use for their schoolwork.	66.7% (8)	25.0% (3)	8.3% (1)	1.42	12
I am using computers in my class (es) in ways that other students in this school are not.	0.0% (0)	33.3% (4)	66.7% (8)	2.67	12
I have shown other students how to do things with computers.	91.7% (11)	0.0% (0)	8.3% (1)	1.17	12
I have shown a teacher how to do things with computers.	8.3% (1)	8.3% (1)	83.3% (10)	2.75	12
I use computers more in my class (es) than other students in this school	8.3% (1)	33.3% (4)	58.3% (7)	2.50	12
answered question					12
skipped question					2